Alcohol & Marijuana Control Office
550 W 7th Avenue, Suite 1600
Anchorage, AK 99501
marijuana.licensing@alaska.gov
https://www.commerce.alaska.gov/web/amco
Phone: 907.269.0350

Alaska Marijuana Control Board

Cover Sheet for Marijuana Establishment Applications

What is this form?

This cover sheet **must** be completed and submitted any time a document, payment, or other marijuana establishment application item is emailed, mailed, or hand-delivered to AMCO's main office.

Items that are submitted without this page will be returned in the manner in which they were received.

Section 1 – Establishment Information

Enter information for the business seeking to be licensed, as identified on the license application.

Licensee:	Knik Gardens, LLC	**License Number:**	13374		
License Type:	Standard Marijuana Cultivation Facility				
Doing Business As:	KNIK GLACIER GARDENS				
Physical Address:	25930 E. Knik River Rd				
City:	Palmer	**State:**	AK	**Zip Code:**	99645
Designated Licensee:	Craig Reich JR				
Email Address:	chrissy1907@gmail.com				

Section 2 – Attached Items

List all documents, payments, and other items that are being submitted along with this page.

Attached Items:	Form MJ-02: Premises Diagram Limited Marijuana Facility Plan-Electrical Limited Marijuana Property Boundaries Limited Marijuana Facility Floor Plan Aerial View-Goggle Earth

OFFICE USE ONLY					
Received Date:		Payment Submitted Y/N:		Transaction #:	

Alcohol and Marijuana Control Office
550 W 7th Avenue, Suite 1600
Anchorage, AK 99501
marijuana.licensing@alaska.gov
https://www.commerce.alaska.gov/web/amco
Phone: 907.269.0350

Alaska Marijuana Control Board

Form MJ-02: Premises Diagram

What is this form?

A detailed diagram of the proposed licensed premises is required for all marijuana establishment license applications, per 3 AAC 306.020(b)(8). Your diagram must show all entrances and boundaries of the premises, restricted access areas, and storage areas, and dimensions. If your proposed premises is located within a building or building complex that contains multiple businesses and/or tenants, please provide an additional page that clearly shows the location of your proposed premises within the building or building complex, along with the addresses and/or suite numbers of the other businesses and/or tenants within the building or building complex. For those applying for a limited marijuana cultivation license, the proposed area(s) for cultivation must be clearly delineated.

The second page of this form is not required. Blueprints, CAD drawings, or other clearly drawn and marked diagrams may be submitted in lieu of the second page of this form. The first page must still be completed, attached to, and submitted with any supplemental diagrams. An AMCO employee may require you to complete the second page of this form if additional documentation for your premises diagram is needed.

This form must be completed and submitted to AMCO's main office before any license application will be considered complete.

	Yes	No
I have attached blueprints, CAD drawings, or other supporting documents in addition to, or in lieu of, the second page of this form.	☑	☐

Section 1 – Establishment Information

Enter information for the business seeking to be licensed, as identified on the license application.

Licensee:	Knik Gardens, LLC	**License Number:**	13374		
License Type:	Standard Marijuana Cultivation Facility				
Doing Business As:	KNIK GLACIER GARDENS				
Premises Address:	25930 E. Knik River Rd.				
City:	Palmer	***State:***	AK	***ZIP:***	99645

Alcohol and Marijuana Control Office
550 W 7th Avenue, Suite 1600
Anchorage, AK 99501
marijuana.licensing@alaska.gov
https://www.commerce.alaska.gov/web/amco
Phone: 907.269.0350

Alaska Marijuana Control Board

Form MJ-02: Premises Diagram

Section 2 – Detailed Premises Diagram

Clearly indicate the boundaries of the premises and the proposed licensed area within that property. Clearly indicate the interior layout of any enclosed areas on the proposed premises. Clearly identify all entrances, walls, partitions, counters, windows, areas of ingress and egress, restricted access areas, and storage areas. Include dimensions in your drawing. Use additional copies of this form or attached additional documents as needed.

Knik Gardens
Facility Electrical/Safety/Security

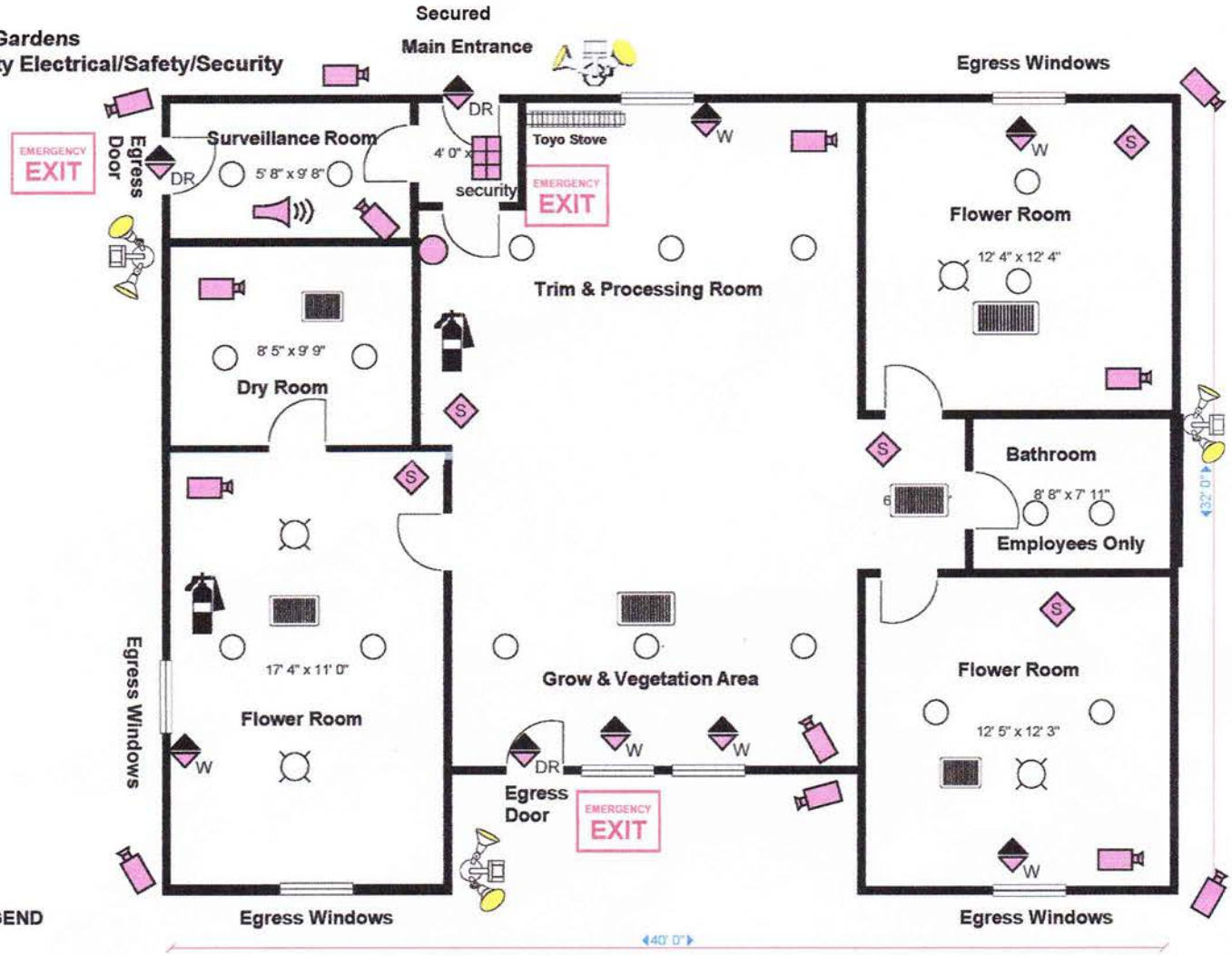

LEGEND

- DR **Sensor Contacts- Door**
- W **Sensor Contacts-Window**
- **Surveillance Cameras**
- S **Smoke Detectors**
- **Vents**
- **1000 Watt High Pressure Sodium/Metal Halide Lights UL Rated**
- **Flood Lights Motion Activated**
- **Motion Sensor**
- **Alarm**
- **Light Fixture Overhead**

Property Boundaries



Knik Gardens Facility
25930 E. Knik River Road

Lot 7, Block 1
Shelby Subdivision

Knik Gardens
Facility Floor Plan

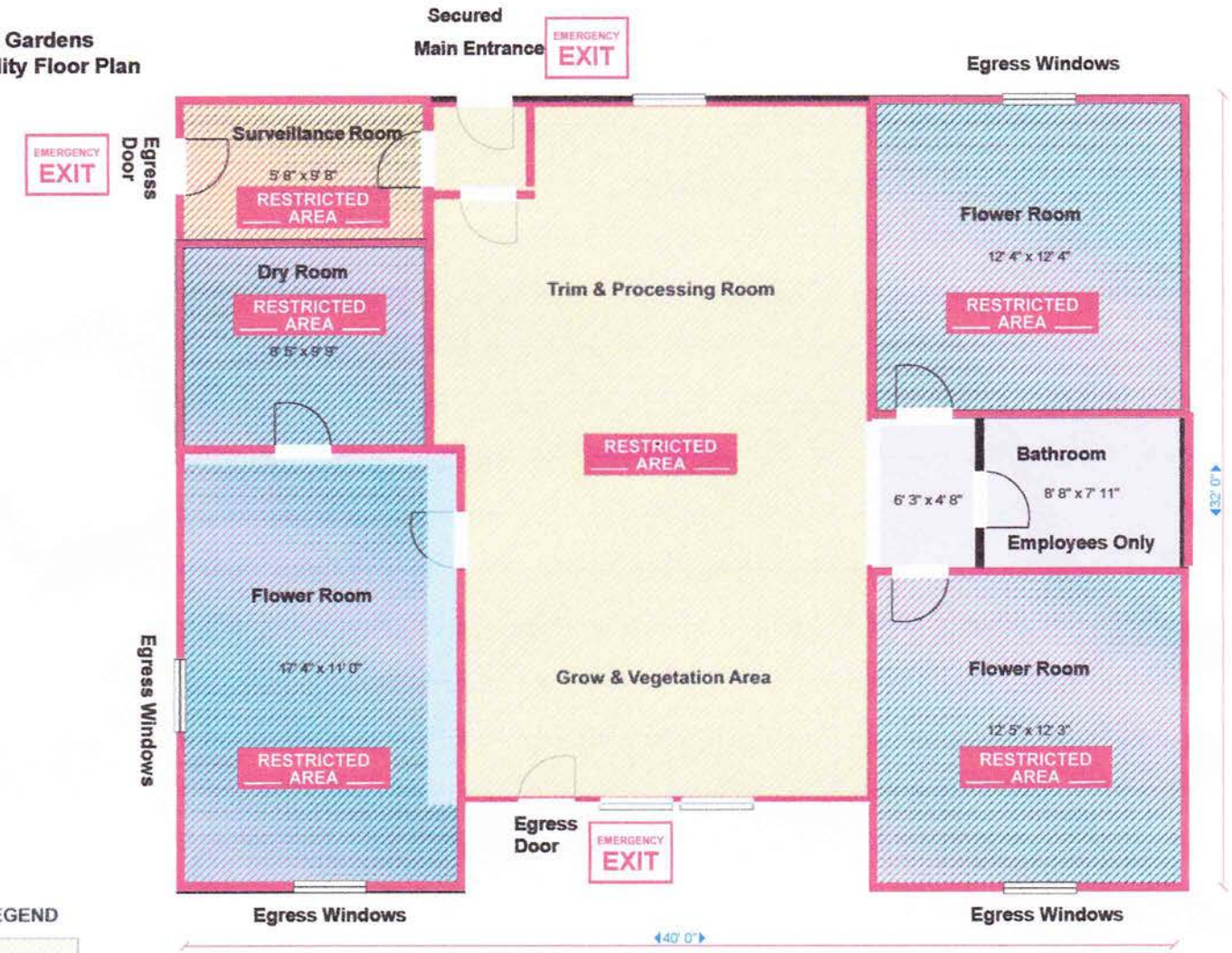

LEGEND

RESTRICTED AREA

Egress Window (all windows Blacked Out)